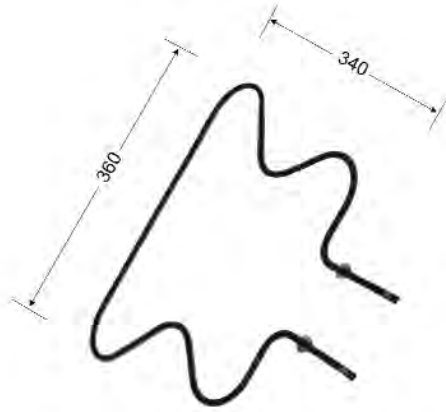


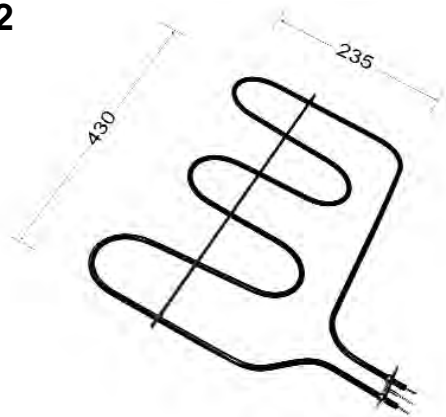
**10237**

**AEG  
1000W**



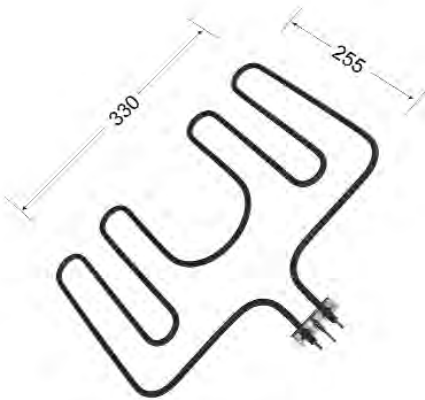
**10238**

**AEG  
1200W**



**10241**

**AEG  
2600W**

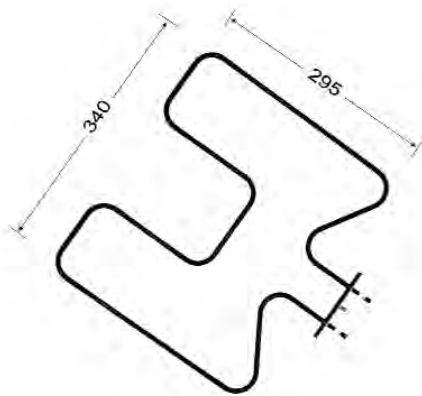


**10242**

**AEG  
2600W**


**4104413**

**ARISTON  
1300W**



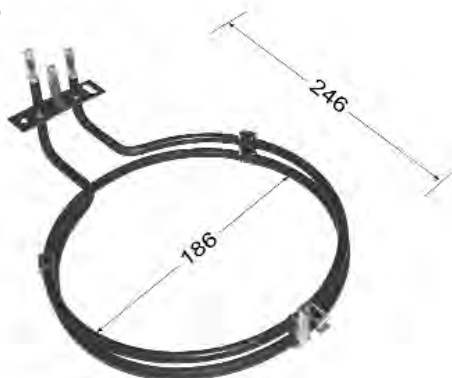
**VX180000**

**ARISTON  
2400W**




**R0S1976**

**BLANCO  
2400W**



**VX110000**

**BLANCO  
2200W**



**EUROPEAN  
BRANDS**



PAGE 2

**VX130000**  
BLANCO  
2000W

Diagram of a circular heating element with two electrical terminals. The diameter is 186mm and the length of the cable is 246mm.

**VX130001**  
BLANCO  
2120W

Diagram of a circular heating element with two electrical terminals. The diameter is 186mm and the length of the cable is 246mm.

**VX160000**  
BLANCO  
1000W

Diagram of an irregularly shaped heating element with two electrical terminals. The dimensions are 335mm and 340mm.

**VX410000**  
BLANCO  
1600W / 800W

Diagram of a rectangular heating element with a zig-zag internal pattern and two electrical terminals. The dimensions are 374mm and 265mm.

**VX440000**  
BLANCO  
1800W

Diagram of a rectangular heating element with a zig-zag internal pattern and two electrical terminals. The dimensions are 420mm, 290mm, and 230mm.

**VX470000**  
BLANCO  
2600W

Diagram of a circular heating element with two electrical terminals. The diameter is 186mm and the length of the cable is 208mm.

**WITH EARTH TERMINAL**

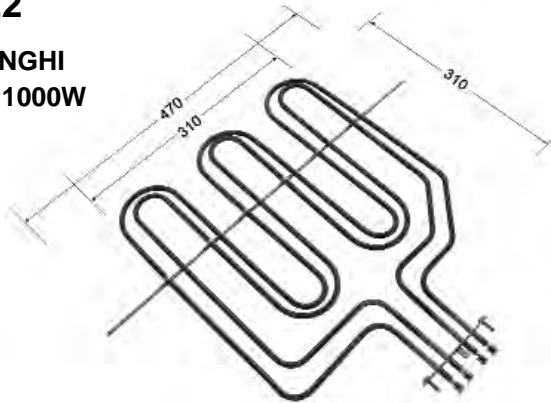
**VX480000**  
BLANCO  
2600W

Diagram of a circular heating element with two electrical terminals. The diameter is 186mm and the length of the cable is 208mm.

**FUTURE LISTINGS**

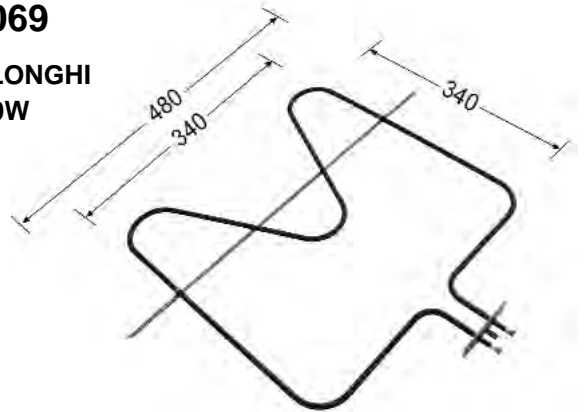
**81022**

**De LONGHI**  
**2500 / 1000W**




**81069**

**De LONGHI**  
**1400W**



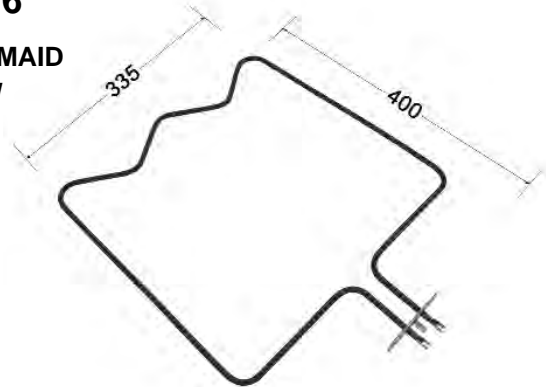
**81020**

**EMELIA**  
**2300W**



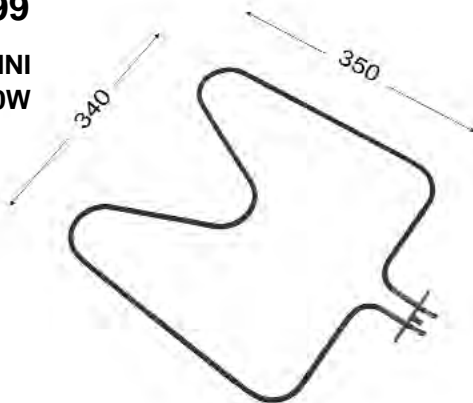
**81036**

**EUROMAID**  
**1300W**



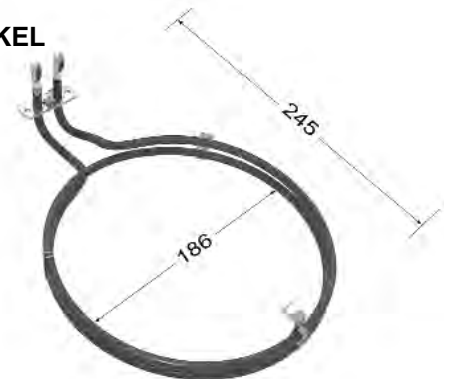
**0799**

**FELINI**  
**1400W**



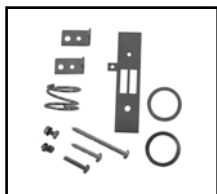
**447752**

**FISHER & PAYKEL**  
**2400W**



**83287**

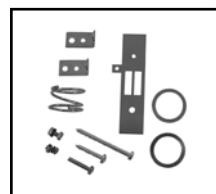
**FISHER & PAYKEL**  
**1200W**  
**150 mm**



**INCLUDES MOUNTING KIT**

**83288**

**FISHER & PAYKEL**  
**1900W**  
**200 mm**



**INCLUDES MOUNTING KIT**

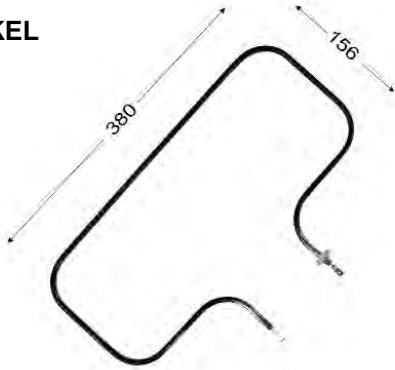
**EUROPEAN  
BRANDS**

PAGE 4



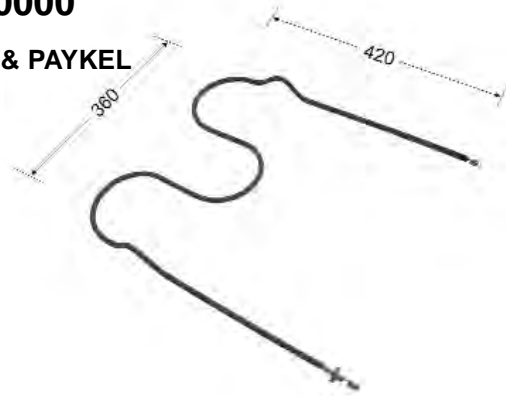
**GC880000**

**FISHER & PAYKEL  
600W**



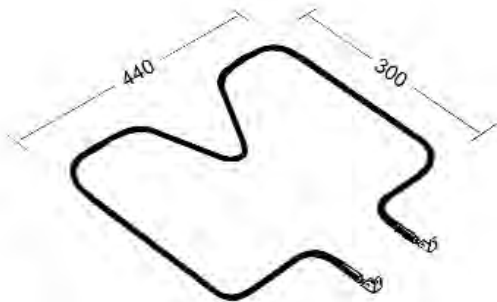
**GC910000**

**FISHER & PAYKEL  
2250W**



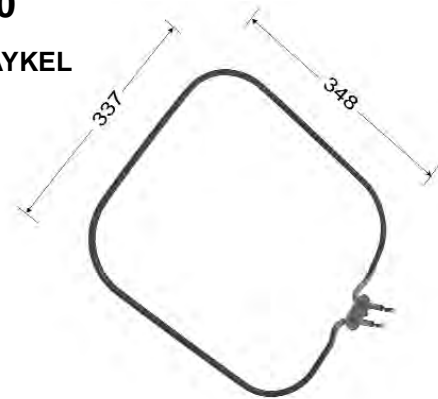
**GC920000**

**FISHER & PAYKEL  
2250W**



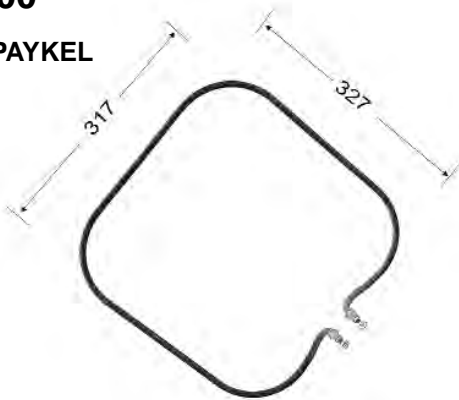
**GC940000**

**FISHER & PAYKEL  
1500W**



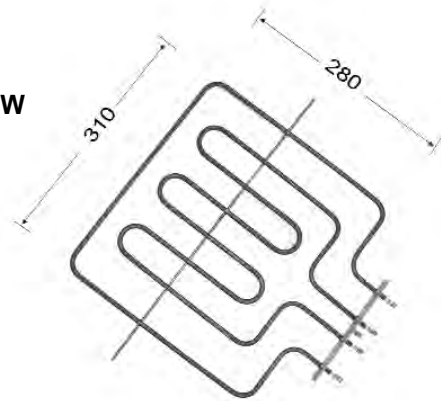
**GC950000**

**FISHER & PAYKEL  
1500W**




**3136719**

**GLEMGAS  
1300W / 900W**



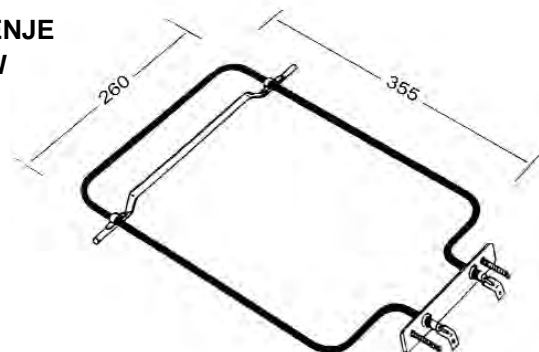
**81231**

**GORENJE  
2200W**



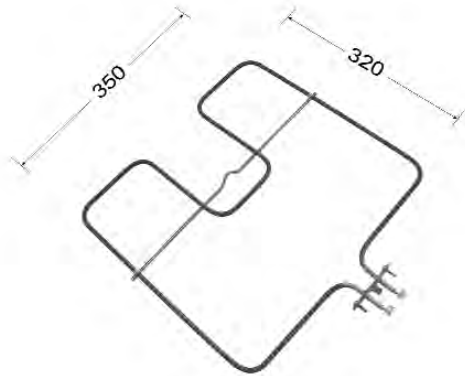
**9522**

**GORENJE  
1100W**



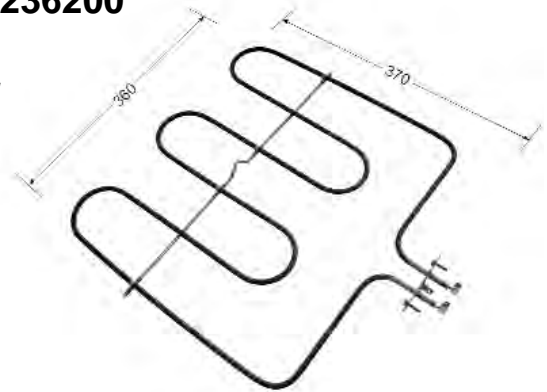
**0123**

**IAG  
1600W**



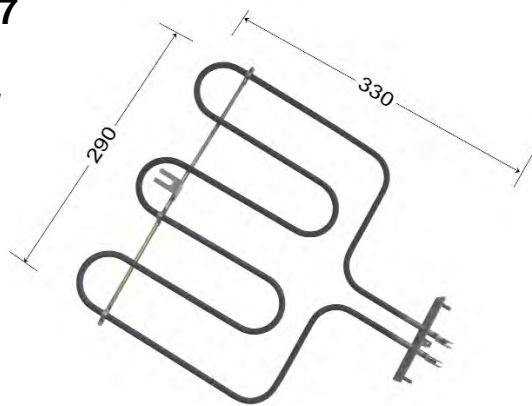
**5240236200**

**IAG  
1600W**



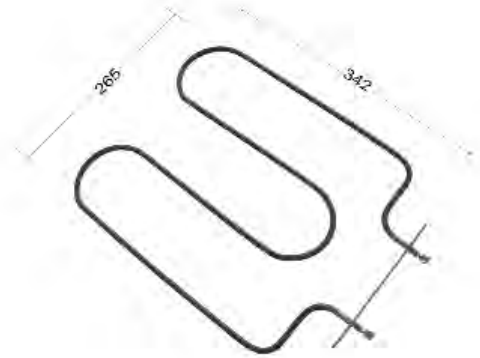
**81197**

**IAG  
1800W**



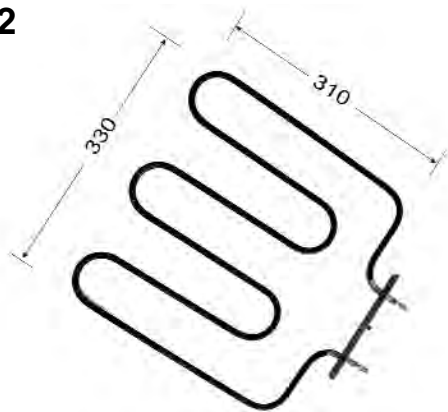
**81006**

**ILVE  
1400W**



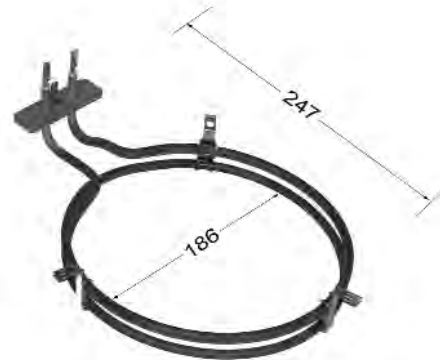
**A-458-02**

**ILVE  
1415W**



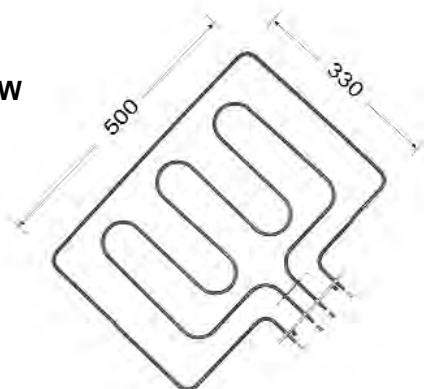
**A-458-34**

**ILVE  
2600W**



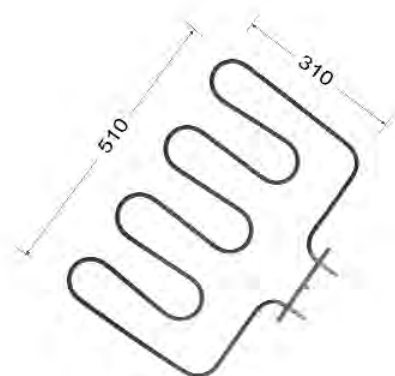
**A-458-38**

**ILVE  
2400W / 1000W**



**A-458-72**

**ILVE  
1500W**



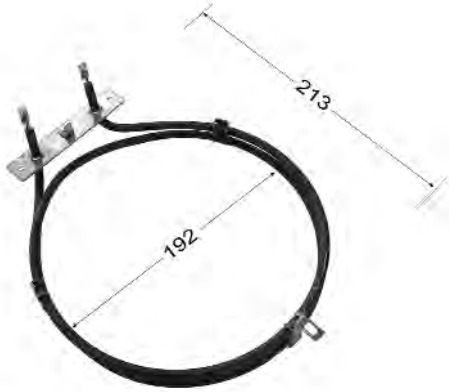
**EUROPEAN  
BRANDS**

PAGE 6



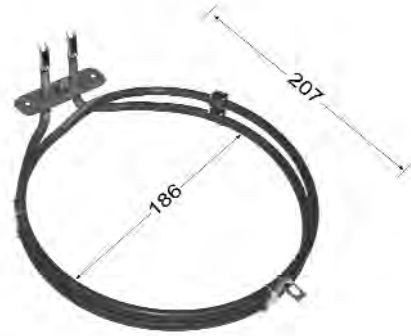
**10247**

**KLEENMAID  
2150W**



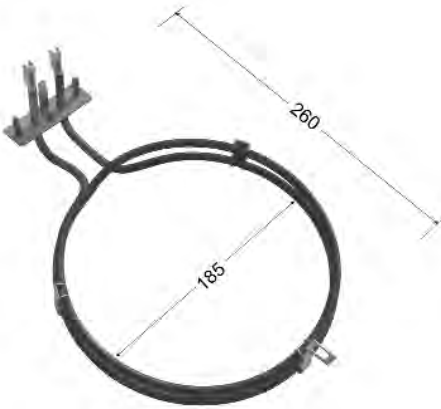
**704**

**KLEENMAID  
2500W**



**81040**

**KLEENMAID  
2000W**



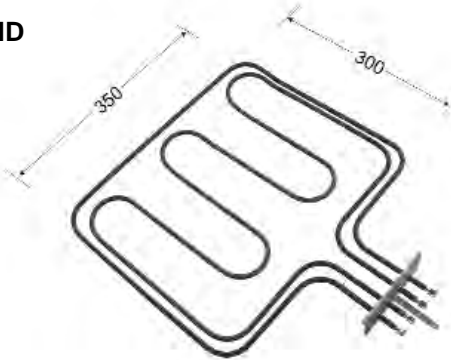
**K1120**

**KLEENMAID  
2200W**



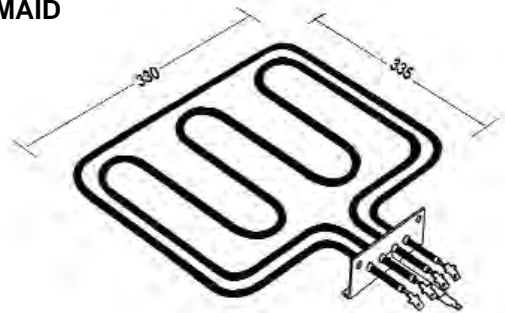
**K1124**

**KLEENMAID  
3500W**



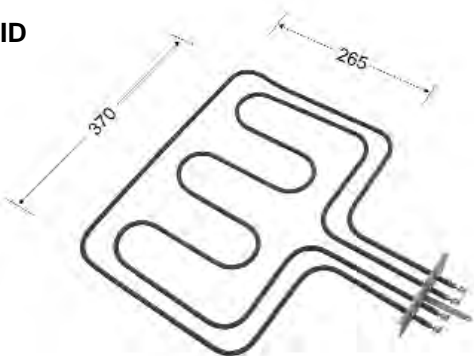
**K1125**

**KLEENMAID  
3300W**



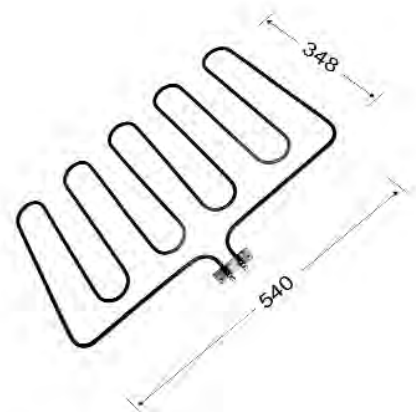
**K1131**

**KLEENMAID  
3350W**



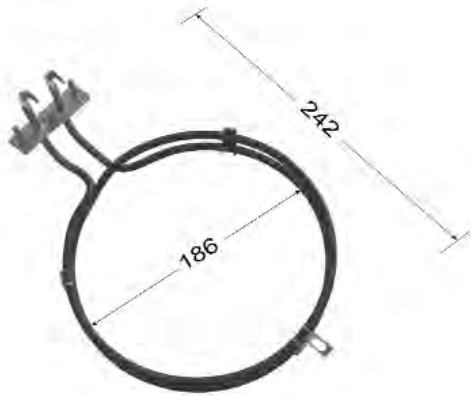
**VM47D000**

**KLEENMAID  
2000W**



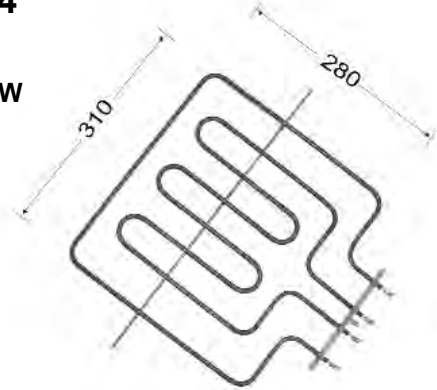
**1961670**

**MEILE  
2500W**



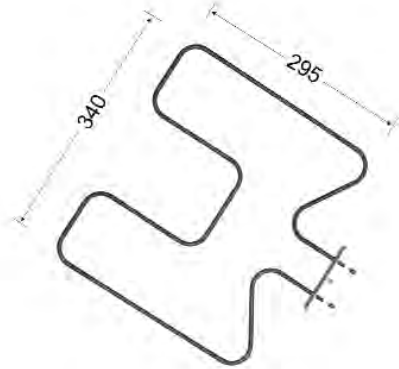
**N1700004**

**NOBEL  
1300W / 900W**



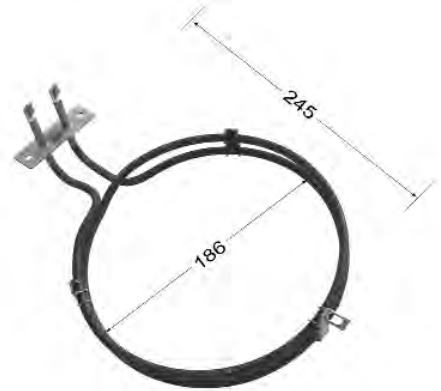
**N1700008**

**NOBEL  
1300W / 230W**



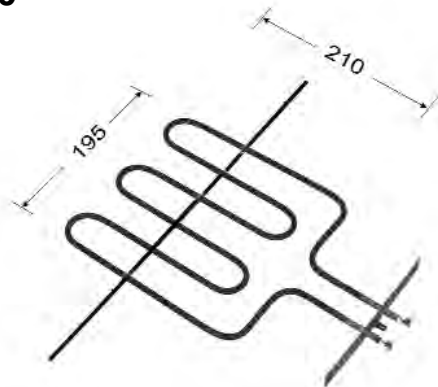
**N1700009**

**NOBEL  
2300W**



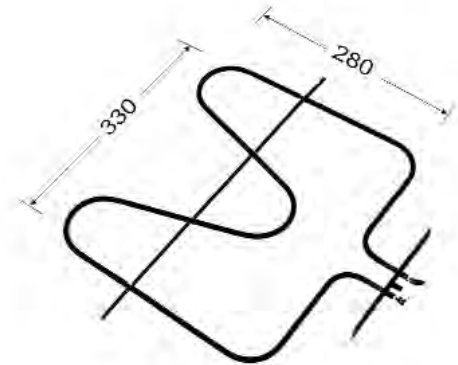
**N1700010**

**NOBEL  
1350W**



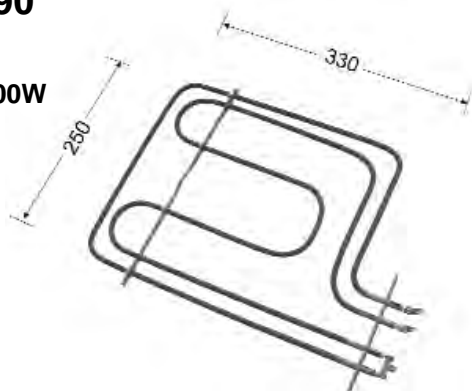
**N1700525**

**NOBEL  
1300W**




**10110490**

**OMEGA  
1000W/1500W**



**10110492**

**OMEGA  
2000W**



**EUROPEAN  
BRANDS**



**10110495**  
**OMEGA**  
**3100W**

Diagram of a rectangular Omega 3100W heater with a serpentine internal coil. Dimensions are shown as 350 (width) and 330 (height).

**10110496**  
**OMEGA**  
**1200W**

Diagram of a rectangular Omega 1200W heater with a serpentine internal coil. Dimensions are shown as 360 (width) and 330 (height).

**10110497**  
**OMEGA**  
**1000W**

Diagram of a rectangular Omega 1000W heater with a serpentine internal coil. Dimensions are shown as 285 (width) and 360 (height).

**10110509**  
**OMEGA**  
**1000W**

Diagram of a rectangular Omega 1000W heater with a serpentine internal coil. Dimensions are shown as 275 (width) and 385 (height).

**10110511**  
**OMEGA**  
**1800W**

Diagram of a rectangular Omega 1800W heater with a serpentine internal coil. Dimensions are shown as 295 (width) and 345 (height).

**10110515**  
**OMEGA**  
**1500W / 600W**

Diagram of a rectangular Omega 1500W / 600W heater with a serpentine internal coil. Dimensions are shown as 300 (width) and 365 (height).

**1011510**  
**OMEGA**  
**2000W**

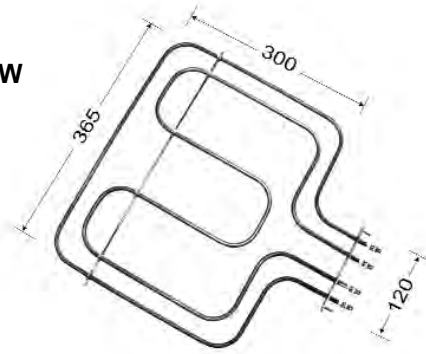
Diagram of a circular Omega 2000W heater with a serpentine internal coil. Dimensions are shown as 212 (diameter) and 200 (width).

**2025128**  
**OMEGA**  
**1500W / 600W**

Diagram of a rectangular Omega 1500W / 600W heater with a serpentine internal coil. Dimensions are shown as 300 (width) and 365 (height).

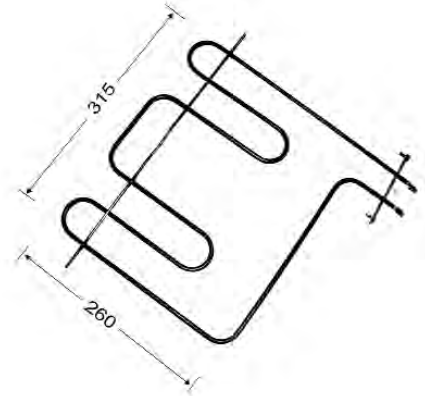
**2025158**

**OMEGA**  
**1000W/1800W**



**2035557**

**OMEGA**  
**2000W**



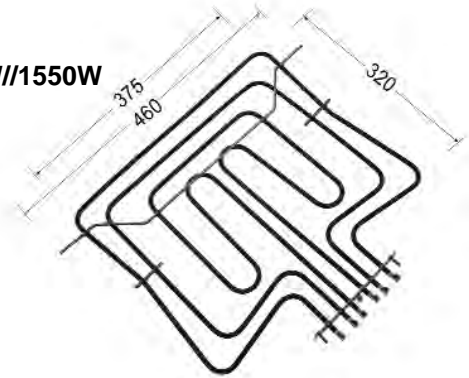
**481686S**

**OMEGA**  
**2100W**



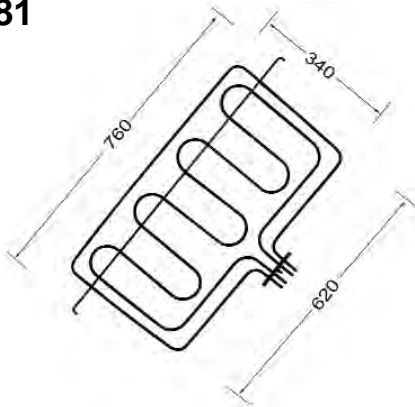
**806890174**

**OMEGA**  
**800W//1150W//1550W**



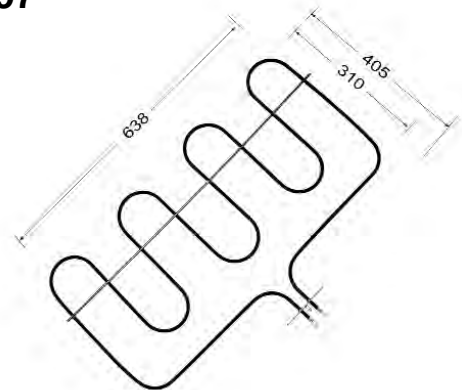
**806890381**

**OMEGA**  
**4100W**



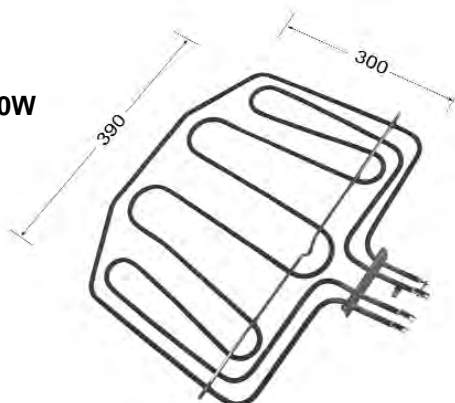
**806890497**

**OMEGA**  
**1800W**



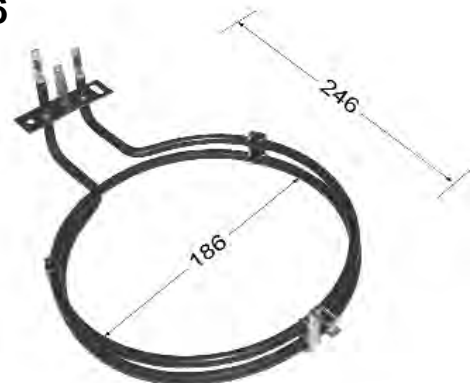
**491087**

**ROSIERE**  
**2600W / 800W**



**ROS1976**

**ROSIERE**  
**2400W**

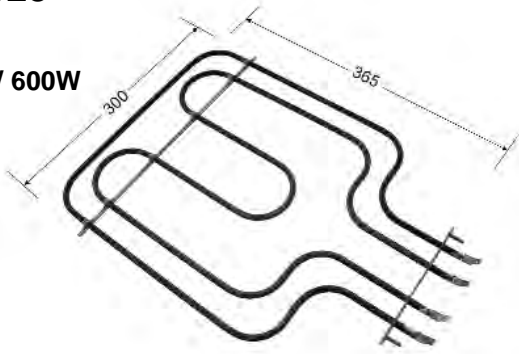


**EUROPEAN  
BRANDS**




**2025128**

**SMEG  
1500W / 600W**



**203174**

**SMEG  
2200W**




**481686S**

**SMEG  
2100W**



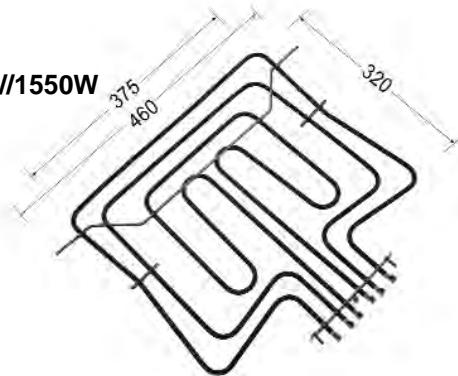
**806890122**

**SMEG  
2600W**



**806890174**

**SMEG  
800W/1150W//1550W**



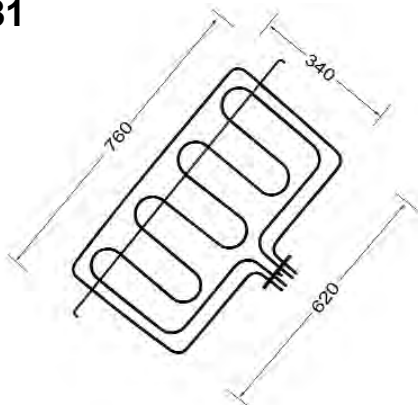
**806890217**

**SMEG  
2200W**




**806890381**

**SMEG  
4100W**



**806890386**

**SMEG  
2700W**





**EUROPEAN  
BRANDS**



**611**  
**TECHNOGAS**  
**1600W**

Diagram of a Technogas 1600W heater element. It is a rectangular coil with a central horizontal section. Dimensions are indicated: 350 on the left vertical side, 320 on the top horizontal side, and 370 on the right vertical side.

**02893**  
**WHIRLPOOL**  
**1000W**

Diagram of a Whirlpool 1000W heater element. It is a rectangular coil with a central horizontal section. Dimensions are indicated: 400 on the top horizontal side, 340 on the left vertical side, and 370 on the right vertical side.

**481925928847**  
**WHIRLPOOL**  
**1000W**

Diagram of a Whirlpool 1000W heater element. It is a rectangular coil with a central horizontal section. Dimensions are indicated: 400 on the top horizontal side, 340 on the left vertical side, and 370 on the right vertical side.

**81021**  
**WHIRLPOOL**  
**2000W**

Diagram of a Whirlpool 2000W heater element. It is a circular coil with a central horizontal section. Dimensions are indicated: 200 on the right vertical side, 185 on the bottom horizontal side, and 185 on the left vertical side.

FUTURE LISTINGS

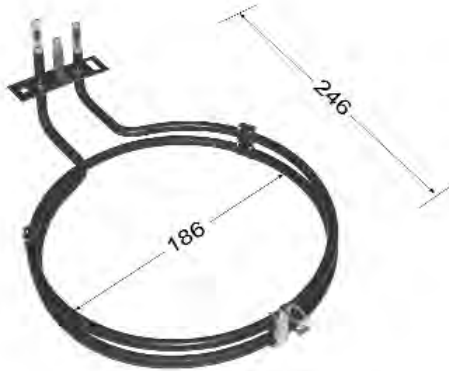
FUTURE LISTINGS

FUTURE LISTINGS

FUTURE LISTINGS

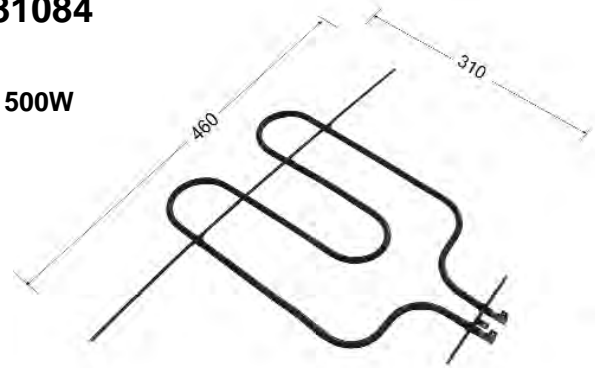
**629006**

**2300W**



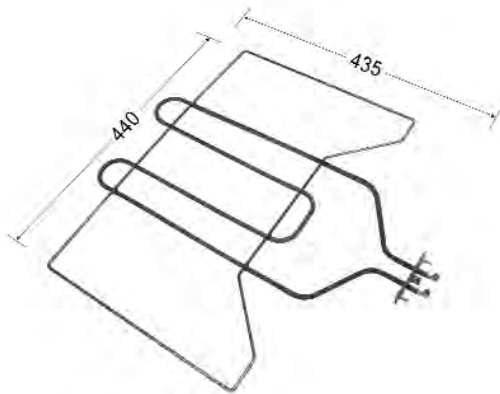
**81084**

**1500W**




**81085**

**2000W**



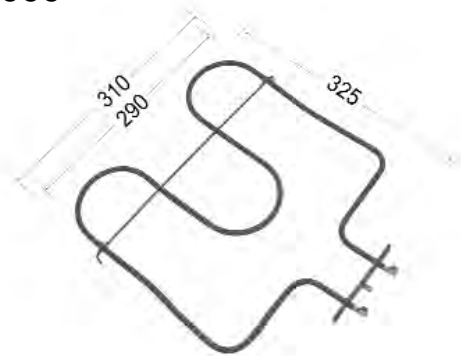
**IM11-01**

**2300W**



**VX460000**

**1250W**



**FUTURE LISTINGS**

**FUTURE LISTINGS**

**FUTURE LISTINGS**

This page intentionally left blank – more new products coming soon

Check out the on line catalogue at [www.grimwoodheating.com.au](http://www.grimwoodheating.com.au) for the latest